



County Hall  
Cardiff  
CF10 4UW  
Tel: (029) 2087 2000

Neuadd y Sir  
Caerdydd  
CF10 4UW  
Ffôn: (029) 2087 2000

## PRESENTATIONS

**Committee** CHILDREN AND YOUNG PEOPLE SCRUTINY COMMITTEE

**Date and Time  
of Meeting** TUESDAY, 12 MARCH 2019, 4.30 PM

Please see attached the Presentation(s) provided at the Committee Meeting

**Item 4** Presentation - Children's Services Quarter 3 Performance (*Pages 3 – 16*)

This page is intentionally left blank



# Children's Services Performance Report Quarter 3 2018-19

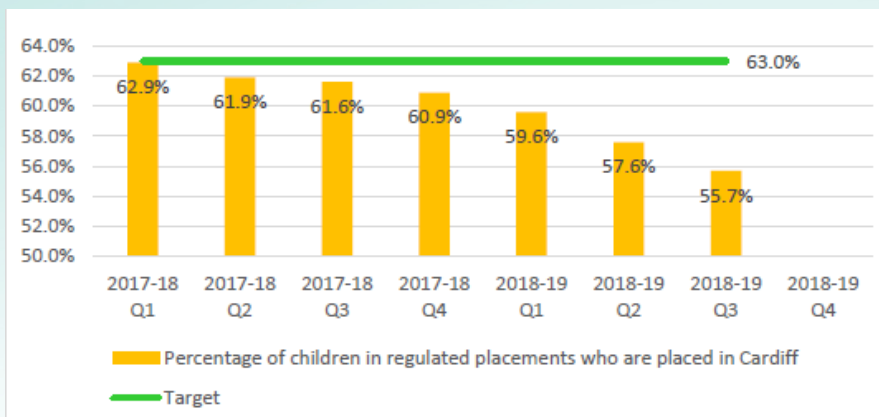


Gweithio dros Gaerdydd, gweithio gyda'n gilydd  
Working for Cardiff, working together



## Key Performance Indicators – Corporate Plan

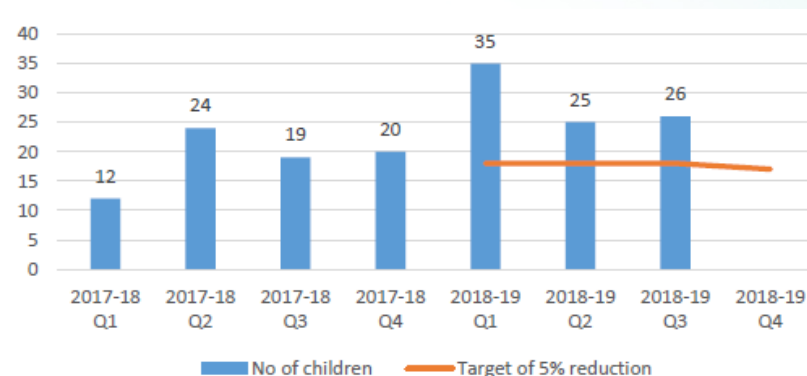
Percentage of children in regulated placements who are in Cardiff



This PI only counts children placed within the LA boundaries and excludes children placed in neighbouring authorities close to their home area and attending Cardiff schools

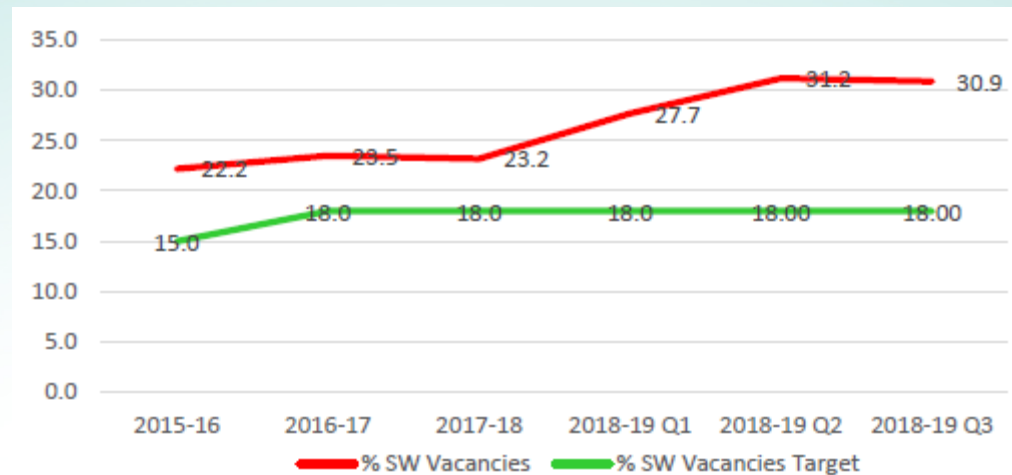
The total number of first time entrants during Q3 was 26. 20 cases could not be diverted from becoming an FTE because they have previously been referred to the Divert service or the offences were too serious and they were automatically sent to court.

The number of children entering the criminal justice system



## Key Performance Indicators – Corporate Plan

The percentage of social worker vacancies in all teams

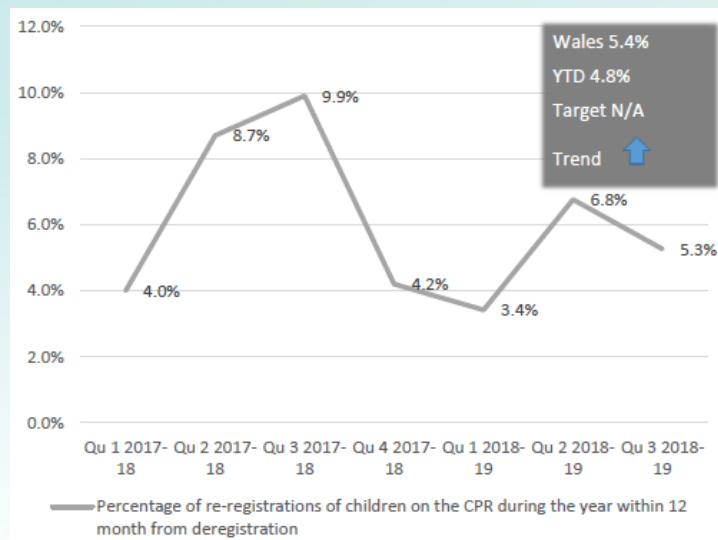


- The number of Social Work vacancies was 51.8 as of the end of December 2018. 28.8% against a target of 18%
- There is an over reliance on agency Social Workers meaning that 27% of the social workers are agency staff
- 18 current staff are being supported to follow the Continuing Professional Education + Learning pathway during 2018-19



## Key Performance Indicators – Directorate Delivery Plan

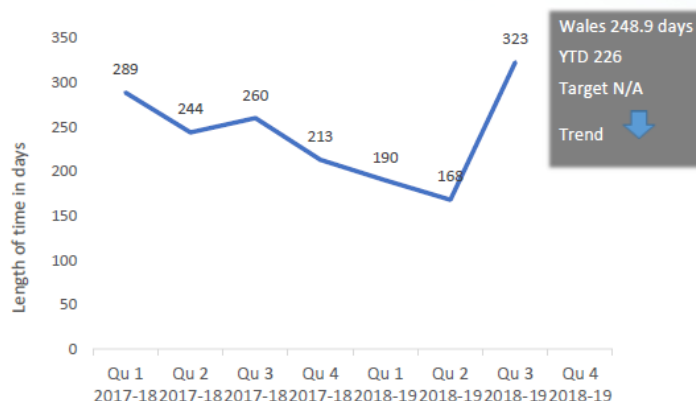
**SSWB 27 Percentage of re-registrations of children on Child Protection Register during the year and within 12 months from deregistration**



The average length of time on the CPR for the 89 children who were deregistered during quarter 3 was 323 days

3/57 = 5.3%. 3 of the 57 children registered during the quarter had been on the CPR within the previous 12 months. The 3 children were siblings.

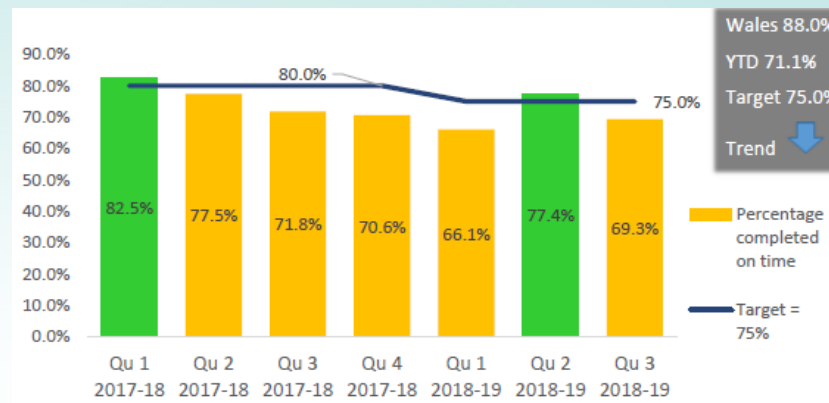
**SSWB 28 Average length of time for all children who were on the Child Protection Register during the year**



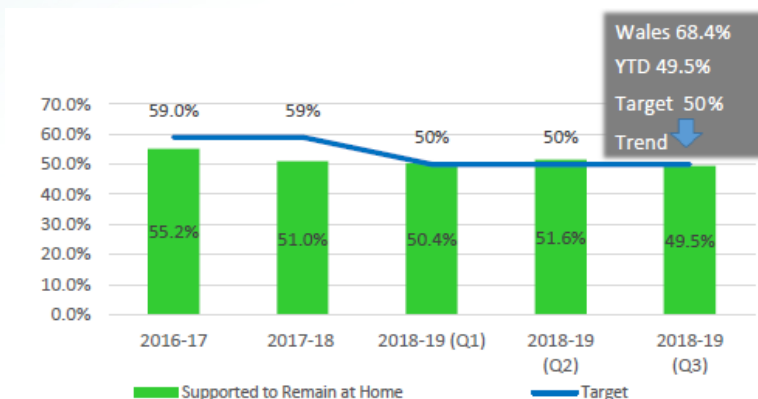
## Strategic Directorate Priority 2 – Prevention & Independence

There has been a 17% decrease in the number of assessments that were completed in this quarter when compared to quarter 2. The number of Well-being assessments that were incomplete at the end of quarter 3 was 528, up 209 from the end of Quarter 2

**SSWB 24 Percentage of Well-being assessments completed within statutory timescales**



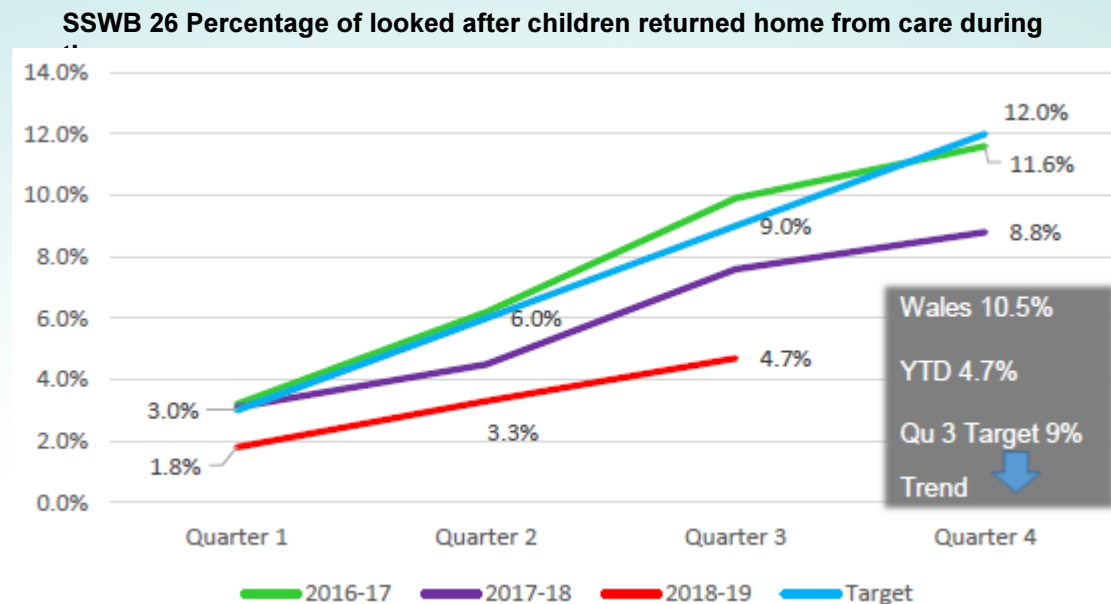
**SSWB 25 Percentage of Children supported to remain living within their family**



Of the 1,753 children with a care and support plan at the 31<sup>st</sup> December 2018, 868 were being supported to live at home (i.e. were not being looked after)



## Strategic Directorate Priority 2 – Prevention & Independence



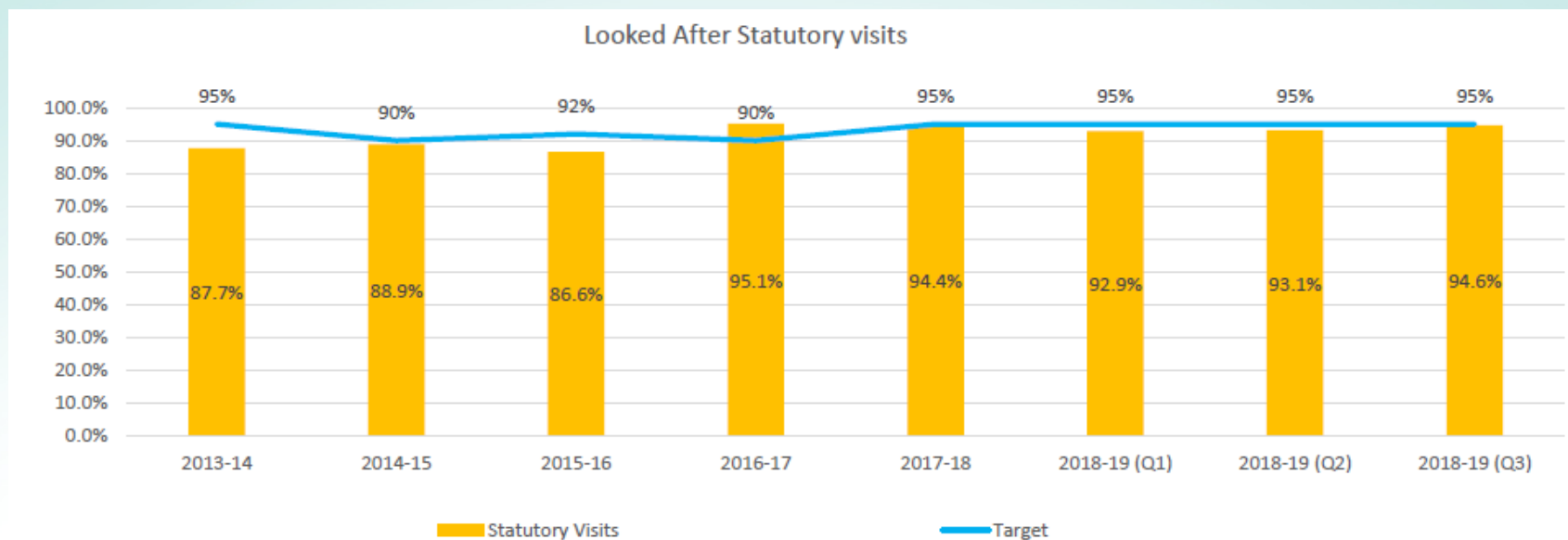
Of the 1,022 children who have been looked after during the year, 48 have returned home. This PI is cumulative, and the % will increase as we progress throughout the year. In addition to the 48 returned from care 130 children were placed in the care of their parents with but remained subject to care orders and 96 were placed with relative carers.





## Strategic Directorate Priority 3 – Care & Support (including transitions)

SCC/025 The percentage of statutory visits to looked after children due in the year that took place in accordance with regulations

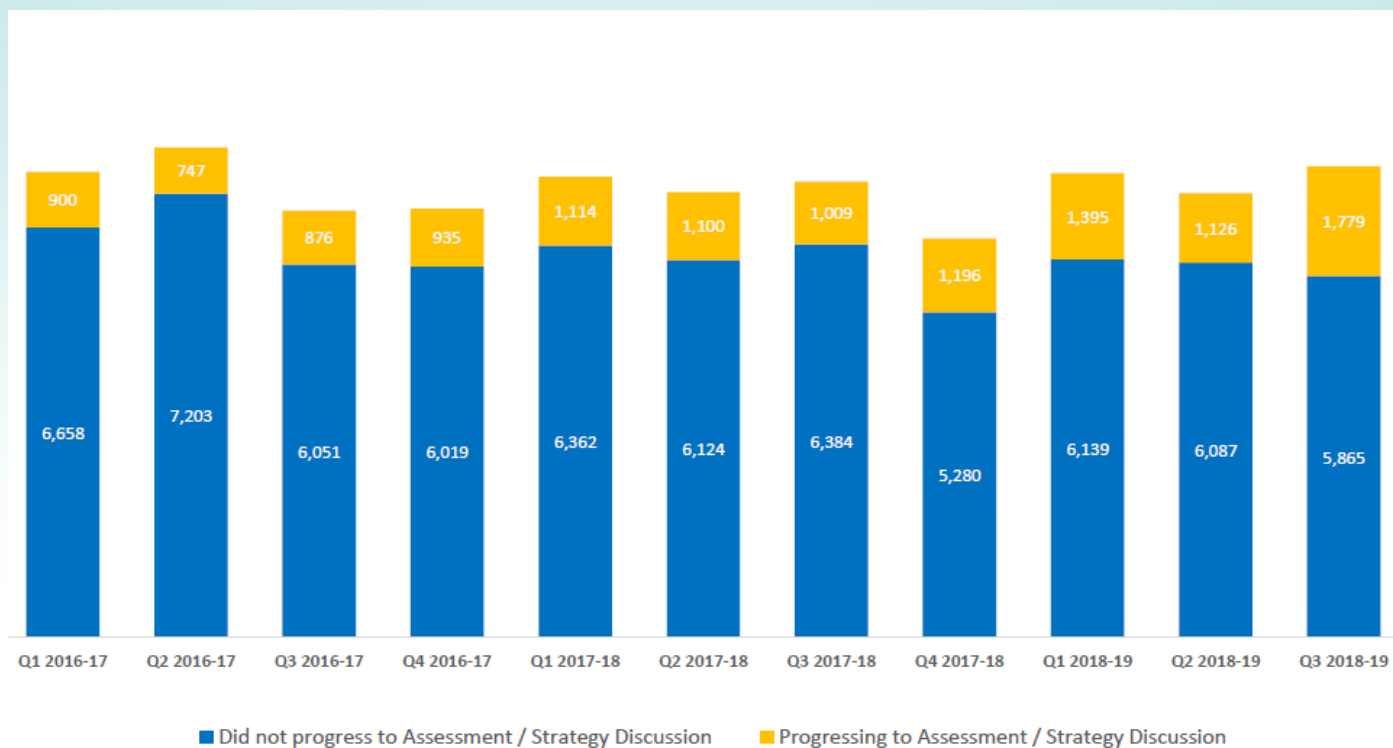


N.B. Quarter 3 2018/2019 is provisional



# Well-being Assessments

Proportion of Contacts requiring assessments



During Quarter 3 more contacts have progressed to assessment/strategy discussion

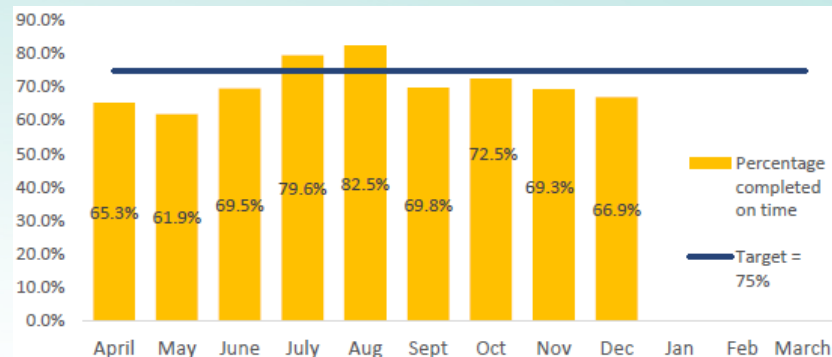


# Well-being Assessments

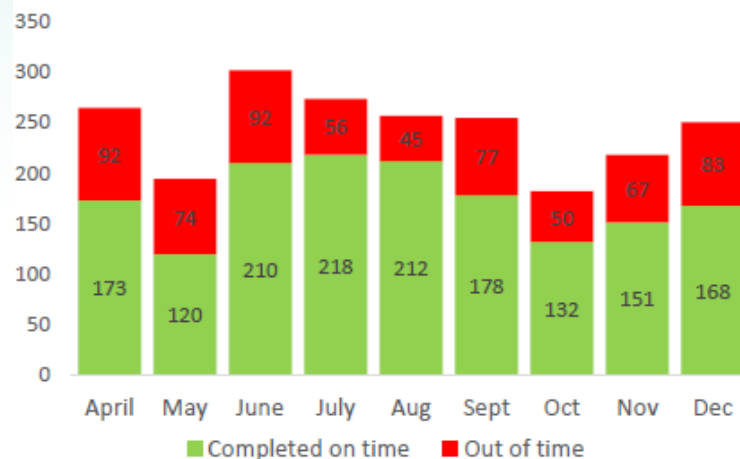
## Key Stats

- 69.3% of well being assessments completed within timescale (target 75%)
- 528 were incomplete at the end of Quarter 3, 64 were out of time
- 164 children and young people received direct payments during quarter 3 and a further 10 were working towards receiving this payment

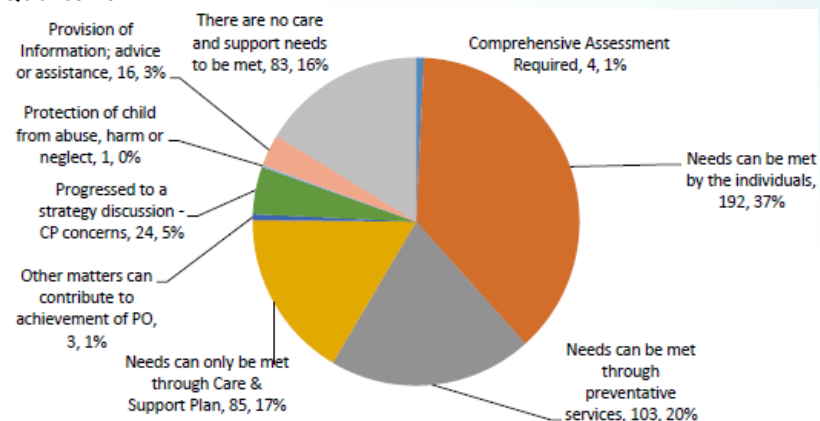
## Percentage of well-being assessments completed within statutory timescales



## Number of well-being assessments completed during the month

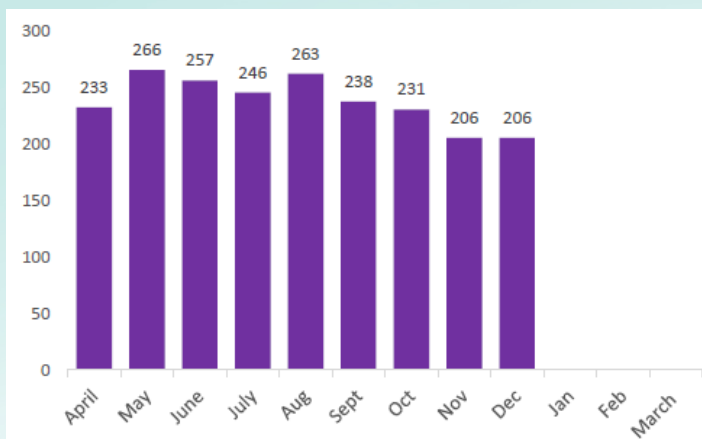


## Well-being assessments completed by outcome during Quarter 3

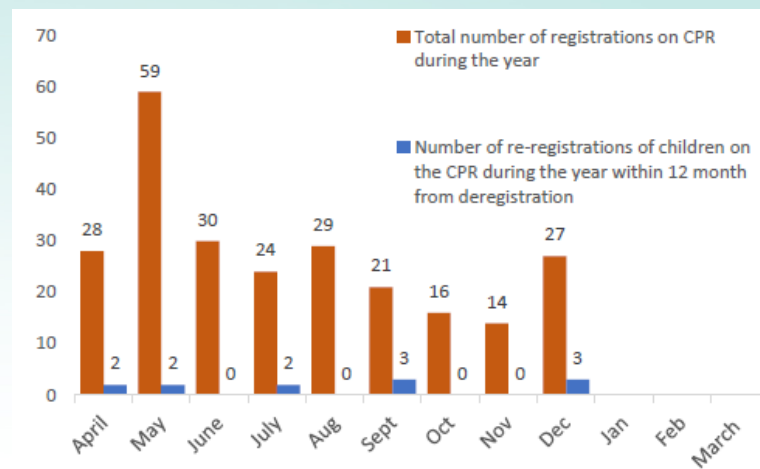


# Child Protection Register

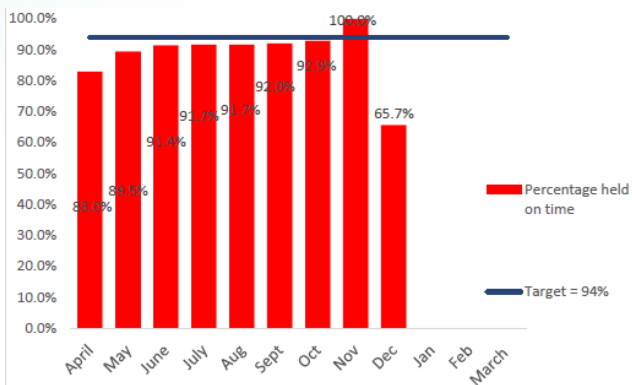
## Number of Children on the Child Protection Register



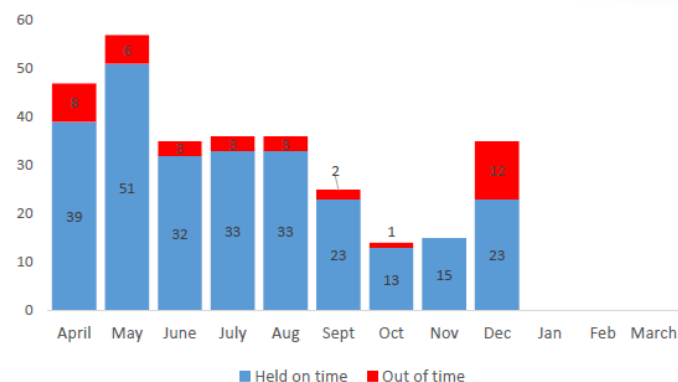
## Number of children registered and re-registered onto the Child Protection Register



## Percentage of Initial Case Conferences held on time

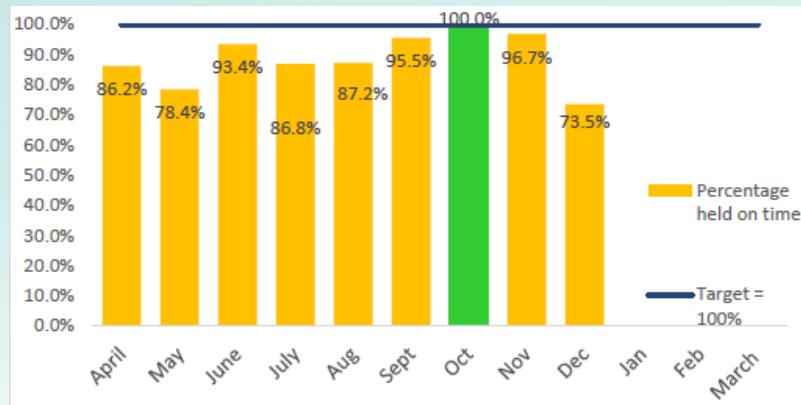


## Number of initial case conferences held during the month



# Case Reviews

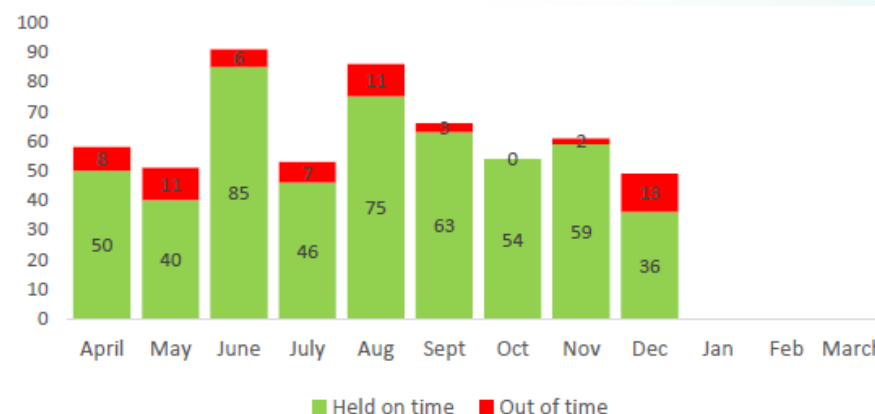
Percentage of Review Case Conferences held on time



90.9% of Review Case Conferences were held on time (149/164) 15 conferences for 4 sibling groups and 2 individuals were late during the quarter, mostly due to the children becoming looked after, essential persons being unable to attend and 3 transfer conferences. All conferences have since been held.

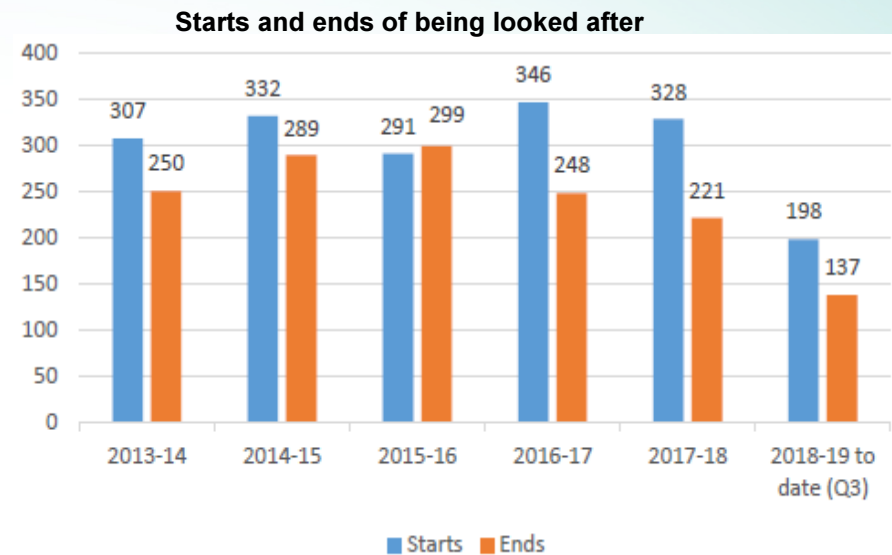
79.7% of Initial Case Conferences were held on time (51/64) All of the 13 that were late, which included 3 sibling groups have since been held. An audit will be undertaken to better understand the reasons for the conferences being late and we will take remedial action as required

Number of review case conferences due and held on time during the month



## Page 14

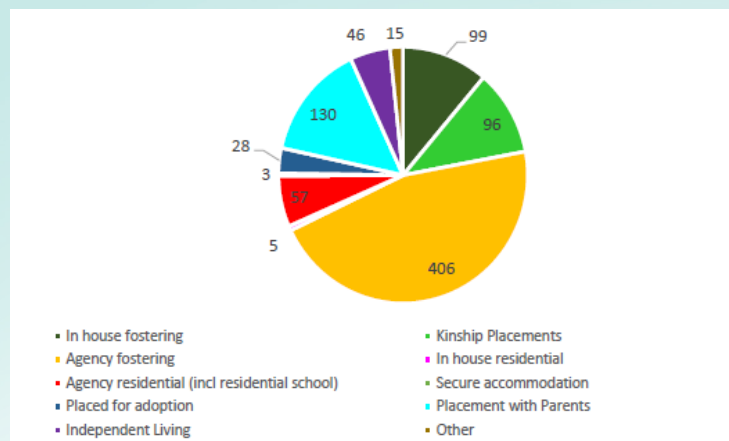
- 885 looked after children
- 198 starts of being looked after as of 31.12.18
- 137 have ended being looked after as of 31.12.18
- 55.7% of looked after children in regulated placements are placed in Cardiff (371/666)
- 100% of looked after children were allocated to a social worker
- Permanence secured for 30 children through adoptions so far this year



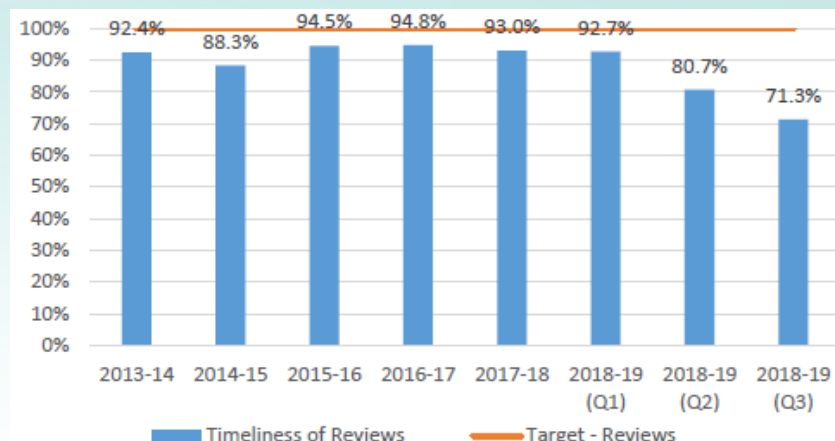


# Looked After Children

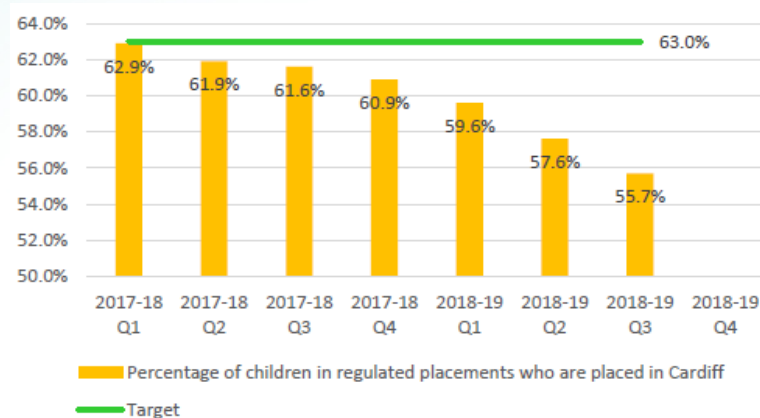
Breakdown of placements by type



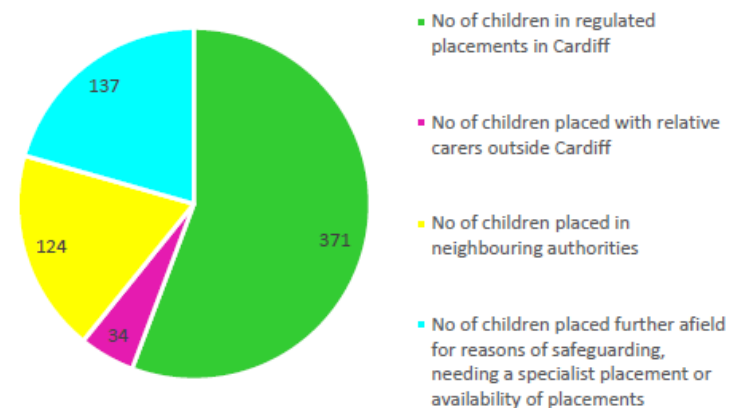
Timeliness of Children Looked After Reviews



Percentage of children in regulated placements who are placed in Cardiff



Breakdown of all children in regulated placements



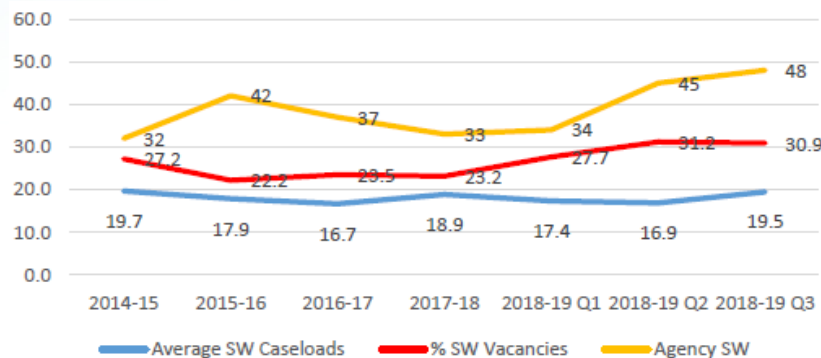


# Workforce

## Key Stats

- 167/540 vacant posts over the quarter 30.9% vacancy rate
- As of the end of Quarter 3 128 Social Worker posts filled
- Issues most significant in Intake & Assessment
- During Quarter 3
  - 11 new Social Workers recruited
  - 5 Social workers left the Local Authority
- As of the end of Quarter 3 the average caseload was 19.5 cases. Maximum was 39 and minimum was 6 cases
- 5 seconded staff were on the Social Work degree course during the year

Social Worker Vacancies and agency numbers



Age profile of Children's Services workforce

